

Indonesia

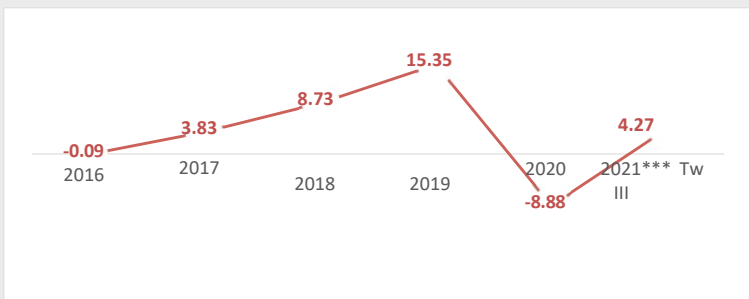


MICHELLE TJOKROSAPUTRO for ITMF

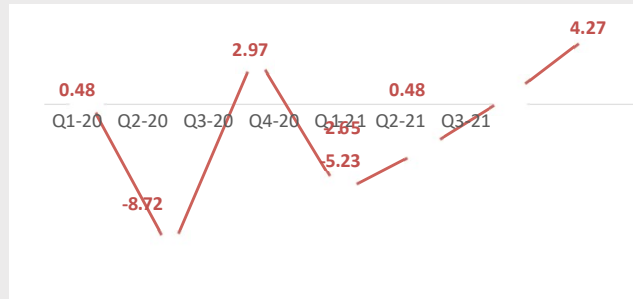


EXPORT – IMPORT & GROWTH


TEXTILE & GARMENT GROWTH 2016 - Tw III 2021 (YoY)



Q to Q TEXTILE & GARMENT GROWTH 2020-2021



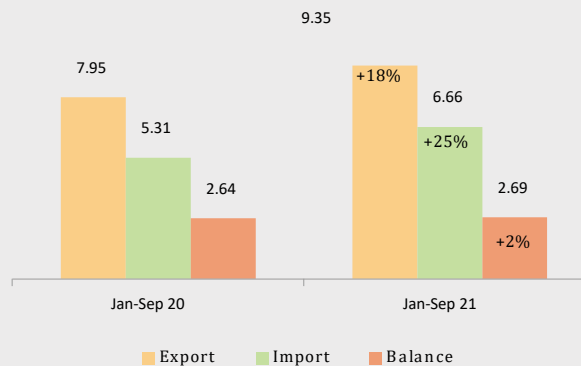
CONTRIBUTION TO GDP excl. OIL AND GAS



EXPORT IMPORT TEXTILE AND GARMENT 2015-2020* (in BILLION USD)



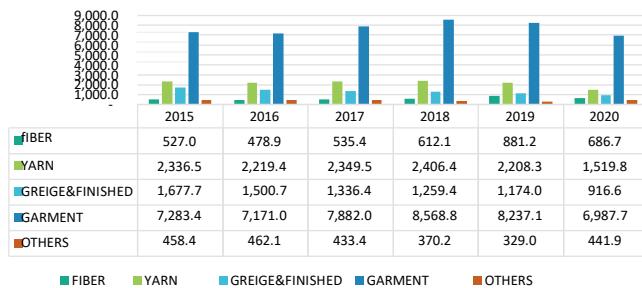
EXPORT-IMPORT TEXTILE INDUSTRY JAN-SEP 2020 & 2021 (USD MILIAR)



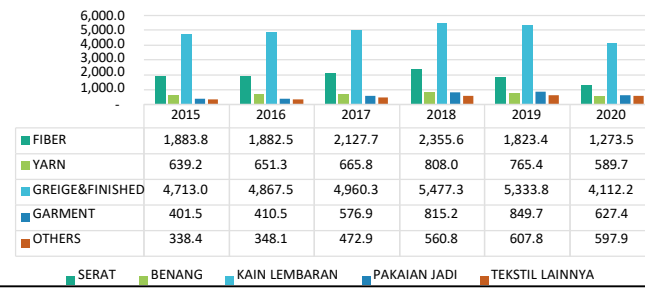
Sumber : BPS, diolah Kemenperin

TEXTILE Ekspor Impor per Segment

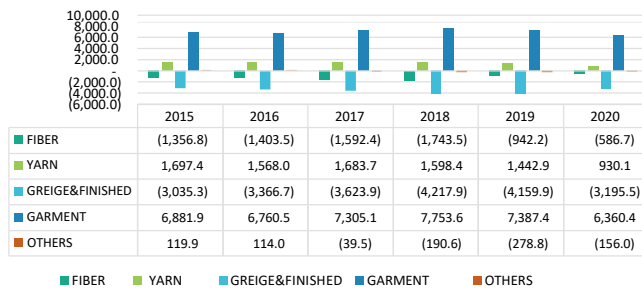
Export (in Million USD)



Impor Produk TPT (Juta USD)



Trade Balance Textile Industry (in Mil USD)



No	Exporters	Ekspor (Ribu USD)	Market Share
	World	783.805.856	
1	China	280.657.991	35,8%
2	Viet Nam	40.639.297	5,2%
3	Bangladesh	37.409.590	4,8%
4	Germany	37.028.117	4,7%
5	Italy	30.702.483	3,9%
6	India	29.605.898	3,8%
7	Turkey	27.330.594	3,5%
8	USA	22.769.692	2,9%
9	Netherlands	17.289.246	2,2%
10	Spain	15.782.300	2,0%
11	France	15.099.453	1,9%
12	Belgium	14.194.111	1,8%
13	Hong Kong, China	13.182.739	1,7%
14	Pakistan	13.105.232	1,7%
15	Poland	11.845.649	1,5%
16	United Kingdom	11.456.364	1,5%
17	Korea, Republic of	10.807.405	1,4%
18	Indonesia	10.552.712	1,3%
19	Cambodia	7.766.327	1,0%
20	Taipei, Chinese	7.575.497	1,0%

MARKET SHARE

